
















# Do's and don'ts for maintenance and safe handling of your IBC's

Do		Don't	
Wash thoroughly when the IBC is empty.		Forget to clean the outside.	
Check that the IBC is completely empty, put the lid on and close the faucet.		Put a salt-based product in an IBC that used to contain an acid-based product. This can mean a direct life hazard at refill as they can give a chemical reaction. Try to always use the same kind of product in the same IBC.	
Inspect the container. Is it in one piece, no cracks etc. To check an IBC that has become discolored and old, beat a hard blow on the plastic with a hammer, if they hold they are safe to refill.		Hit it while it still contains liquid! You could get yourself hurt.	
Shelter your IBC from weather conditions. This can increase the lifespan.		Leave your IBC outside.	

# Do's and don'ts to keep in mind when we come over for a refill

Do		Don't	
Place your IBC's outside on a flat surface where we can reach them by truck for refilling.		Place them on uneven surface or muddy locations where it can be difficult and dangerous to refill.	
Use protective equipment and clean water.		Forget your clothes.	
Check if the cover is sealed by the truck driver before moving the IBC.		Move an IBC with the cover unsealed or even open.	
Put the new labels that we send you on the IBC. Rules and regulations for these product tend to change quite often.		Forget to check if the label is still visible and readable.	